

This document contains key information you should know about the Steadyhand Founders Fund. You can find more detailed information in the fund’s simplified prospectus. Ask your representative for a copy, contact Purpose Investments Inc. (“Purpose”) at 1.877.789.1517 or info@purposeinvest.com or visit www.steadyhand.com.

Before you invest in any fund, consider how the fund would work with your other investments and your tolerance for risk.

Quick Facts

Date series started:	February 17, 2012	Fund Manager:	Purpose Investments Inc.
Total value on May 31, 2025:	\$719,286,031	Portfolio Manager:	Purpose Investments Inc.
		Distributions:	Quarterly at the end of March, June, September and December
Management expense ratio (MER):	1.34%	Minimum investment:	\$10,000 initial, \$1,000 additional

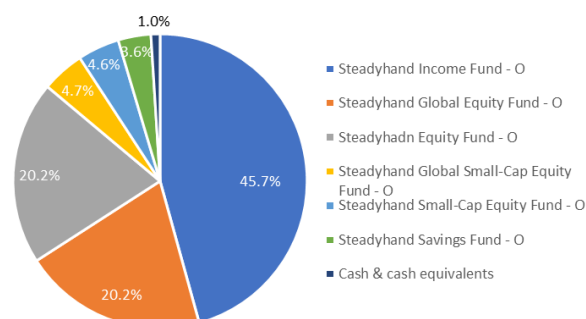
What does the fund invest in?

The fund provides exposure to a diversified portfolio of primarily Canadian and foreign common stocks, fixed income securities, alternatives, commodities and cash. The charts below give you a snapshot of the fund’s investments on May 31, 2025. The fund’s investments will change.

Top 7 investments May 31, 2025)

1. Steadyhand Income Fund Series O	45.7%
2. Steadyhand Global Equity Fund Series O	20.2%
3. Steadyhand Equity Fund Series O	20.2%
4. Steadyhand Global Small-Cap Fund Series O	4.7%
5. Steadyhand Small-Cap Equity Fund Series O	4.6%
6. Steadyhand Savings Fund Series O	3.6%
7. Cash & cash equivalents	1.0%
<u>Total percentage of top 10 investments</u>	100%
<u>Total investments</u>	7

Investment mix (May 31, 2025)



How risky is it?

The value of the fund can go down as well as up. You could lose money.

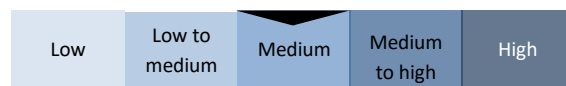
One way to gauge risk is to look at how much the fund’s returns change over time. This is called “volatility”.

In general, funds with higher volatility will have returns that change more over time. They typically have a greater chance of losing money and may have a greater chance of higher returns. Funds with lower volatility tend to have returns that change less over time. They typically have lower returns and may have a lower chance of losing money.

Risk rating

The manager has rated this fund’s risk as **medium**.

This rating is based on how much the fund’s returns have changed from year to year. It doesn’t tell you how volatile the fund will be in the future. The rating can change over time. A fund with a low risk rating can still lose money.



For more information about the risk rating and specific risks that can affect the fund’s returns, see the *What is a Mutual Fund and What are the Risks of Investing in a Mutual Fund?* section of the fund’s simplified prospectus.

No guarantees

Like most mutual funds, this fund doesn’t have any guarantees. You may not get back the amount of money you invest.

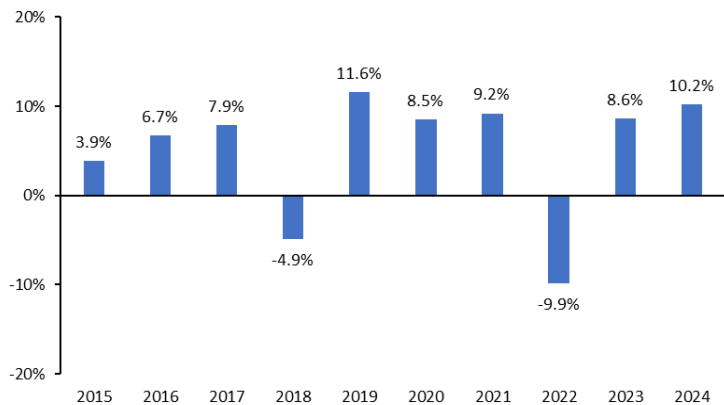
How has the fund performed?

This section tells you how Series A units of the fund have performed over the past 10 years. Returns are after expenses have been deducted. These expenses reduce the fund’s returns.

Year-by-year returns

This chart shows how Series A units of the fund have performed in the past 10 years. The fund dropped in value in 2 of the 10 years.

The range of returns and change from year to year can help you assess how risky the fund has been in the past. It does not tell you how the fund will perform in the future.



Best and worst 3-month returns

This table shows the best and worst returns for Series A units of the fund in a 3-month period over the past 10 years. The best and worst 3-month returns could be higher or lower in the future. Consider how much of a loss you could afford to take in a short period of time.

	Return	3 months ending	If you invested \$1,000 at the beginning of the period
Best return	10.6%	June 30, 2020	Your investment would rise to \$1,106
Worst return	-12.9%	March 31, 2020	Your investment would drop to \$871

Average return

An individual who invested \$1,000 in Series A units of the fund over the past 10 years has \$1,581 on May 31, 2025. This works out to an annual compound return of 4.7%.

Who is this fund for?

Investors who:

- are looking for a long-term investment
- want to invest in a broad range of Canadian and foreign common stocks
- can handle the ups and downs of the stock market



This fund is not suitable if you are seeking a fixed level of income from your investment.

A word about tax

In general, you’ll have to pay income tax on any money you make on a fund. How much you pay depends on the tax laws where you live and whether or not you hold the fund in a registered plan such as a Registered Retirement Savings Plan, or a Tax-Free Savings Account.

Keep in mind that if you hold your fund in a non-registered account, fund distributions are included in your taxable income, whether you get them in cash or have them reinvested.

How much does it cost?

The following tables show the fees and expenses you could pay to buy, own and sell Series A units of the fund. The fees and expenses – including any commissions – can vary among the series of a fund and among funds. Higher commissions can influence representatives to recommend one investment over another. Ask about other funds and investments that may be suitable for you at a lower cost.

1. Sales charges

You pay no sales or redemption charges if you buy, sell or switch units of the fund through Steadyhand Investment Funds Inc.

2. Fund expenses

You don’t pay these expenses directly. They affect you because they reduce the fund’s returns.

As of December 31, 2024, the expenses of the series were 1.37% of its value. This equals \$13.70 for every \$1,000 invested.

	Annual rate (as a % of the fund’s value)
Management expense ratio (MER)	
This is the total of the fund’s management fee and operating expenses. The manager waived some of the fund’s expenses. If it had not done so, the MER would have been higher.	1.34%
Trading expense ratio (TER)	
These are the fund’s trading costs.	0.03%
Fund expenses	1.37%

More about the trailing commission

The fund does not pay any trailing commissions.

3. Other fees

You may have to pay other fees when you buy, hold, sell or switch units of the fund. You may also have to pay sales charges, switch fees or redemption charges if you invest through a registered representative other than Steadyhand Investment Funds Inc. These charges and fees are negotiated and paid between you and your registered representative.

Fee	What you pay
Short term trading fee	A short-term trading fee of 2% may be payable if units are sold within five business days of the original purchase. This fee goes to the fund.

What if I change my mind?

Under securities law in some provinces and territories, you have the right to:

- withdraw from an agreement to buy mutual funds within two business days after you receive a simplified prospectus or Fund Facts document, or
- cancel your purchase within 48 hours after you receive confirmation of the purchase.

In some provinces and territories, you also have the right to cancel a purchase, or in some jurisdictions, claim damages, if the simplified prospectus, annual information form, Fund Facts document or financial statements contain a misrepresentation. You must act within the time limit set by the securities law in your province or territory. For more information, see the securities law of your province or territory or ask a lawyer.

For more information

Contact Purpose or your representative for a copy of the fund's simplified prospectus and other disclosure documents. These documents and the Fund Facts make up the fund's legal documents.

Purpose Investments Inc.
130 Adelaide Street West, Suite 3100
P.O. Box 109
Toronto, Ontario M5H 3P5

Toll-free: 1-877-789-1517
Email: info@purposeinvest.com
Website: www.steadyhand.com

To learn more about investing in mutual funds, see the brochure **Understanding mutual funds**, which is available on the website of the Canadian Securities Administrators at www.securities-administrators.ca.